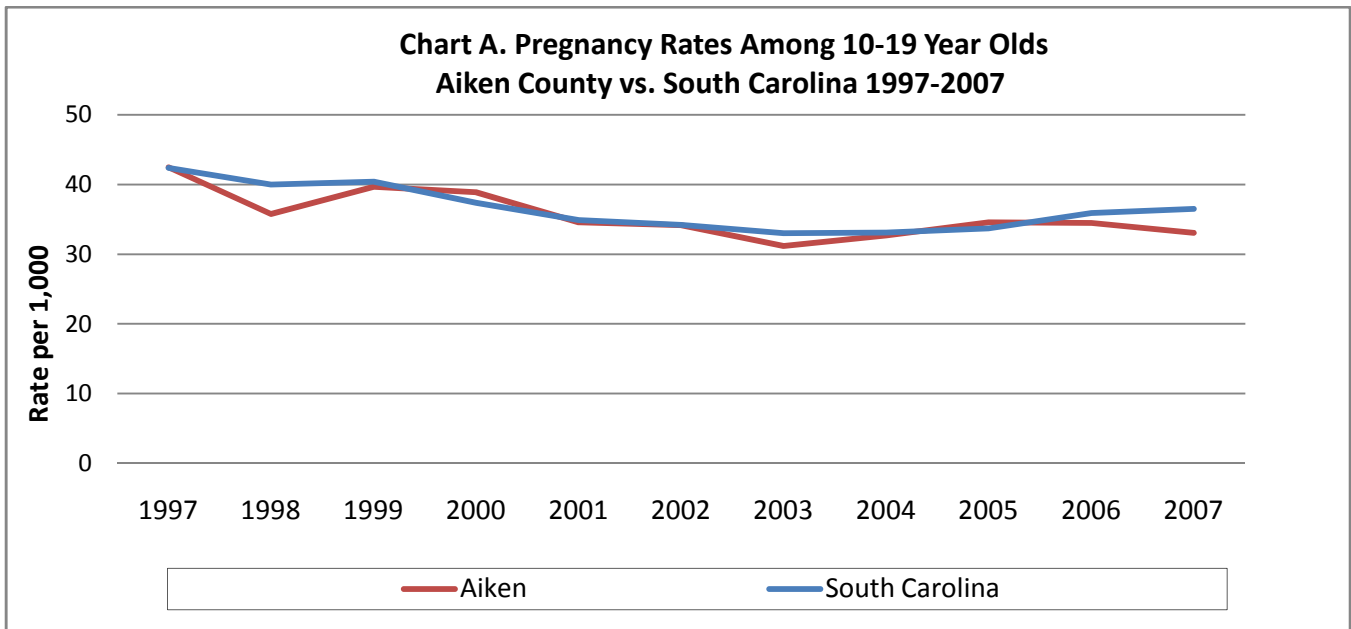




SOUTH CAROLINA CAMPAIGN TO PREVENT TEEN PREGNANCY

2009 Update: Aiken County Epidemiological Profile

From 1997 – 2003, South Carolina teen pregnancy rates decreased by 22%. However, this downward trend reversed and between 2004 and 2007, the rate of teen pregnancy in South Carolina increased 10% from 33.1 to 36.5 (per 1,000 girls). In Aiken County, the rate of teen pregnancy decreased by 27% from 1997 – 2003 and increased 1% from 2004 – 2007.



In 2007, 10,754 girls in South Carolina ages 10-19 became pregnant, including 337 girls from Aiken County. **Chart B** shows the total number of pregnancies and the rates in Aiken County for all teens and for multiple age groups. **Chart C** shows which zip codes in Aiken County had the highest number of teen pregnancies in 2007. Knowing where the largest numbers of teen pregnancies take place in a county can be used to target prevention services. It is important to note that zip codes with the most people tend to have the highest number of pregnancies.

Chart B. Teen Pregnancy in Aiken County: 1997, 2004, 2007				
Total Number	1997	2004	2007	% Change 2004-2007
Ages 10-19	394	341	337	- 1%
Incidence Rate per 1,000	1997	2004	2007	% Change 2004-2007
Ages 10-19	42.5	32.7	33.1	+ 1%
Black 10-19*	57.1	41.9	39	- 7%
White 10-19	35.2	27.9	29.9	+ 7%
Ages 15-17	60.2	32.1	27.9	- 13%
Ages 18-19	123.5	119.4	117.3	- 2%

*The category "Black" includes African-American pregnancies and a small number of pregnancies occurring among other minorities.

Chart C. 2007 Aiken County ZIP Codes with highest number of pregnancies*	
29801	63
29841	48
29803	38
29851	20
29829	13

* ZIP codes with fewer than 4 pregnancies are not shown; the total pregnancies by ZIP code may not equal the total pregnancies for the county. Pregnancy rates by zip code are not available.

Aiken County Pregnancy Rate Trends by Age and Race

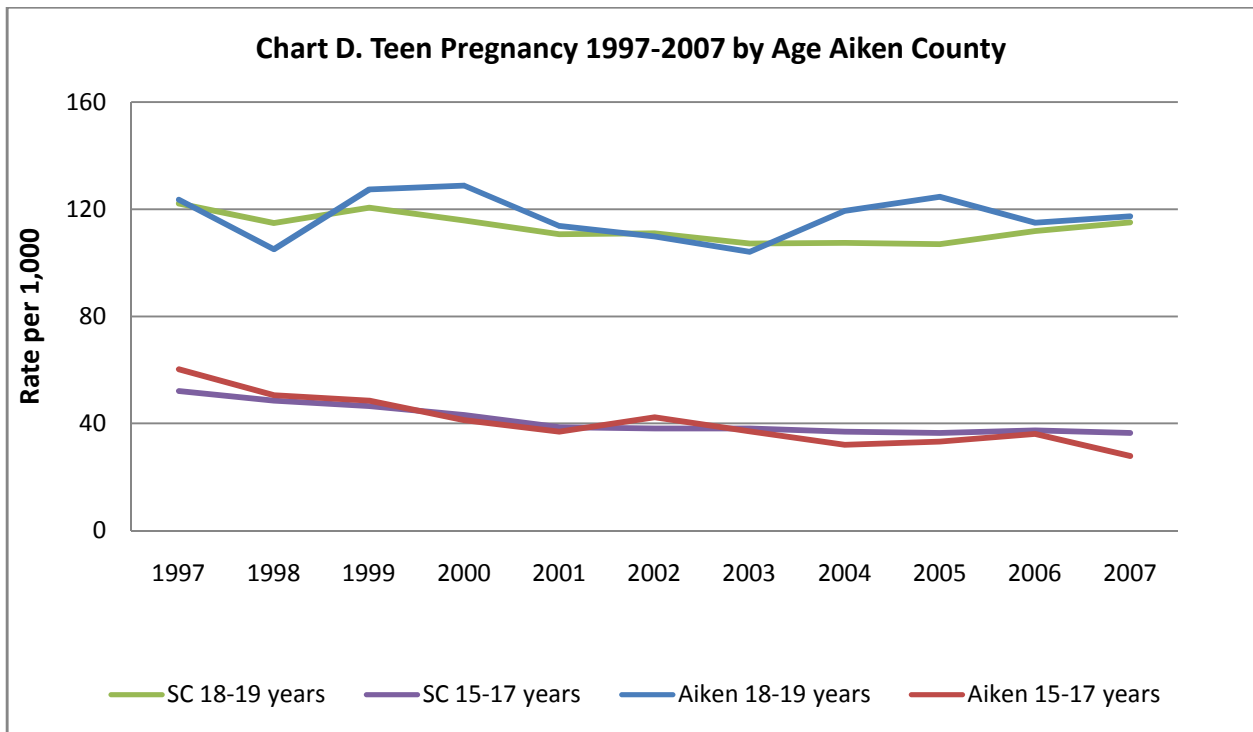


Chart D (above) shows the teen pregnancy rate in Aiken County and South Carolina, separated by age. The 18-19 year old pregnancy rate in South Carolina increased since 2004; in Aiken County, the rate decreased for the same population over the same period. However, among 15-17 year olds, the teen pregnancy rate decreased slightly in South Carolina; the rate also decreased in Aiken County for the same population.

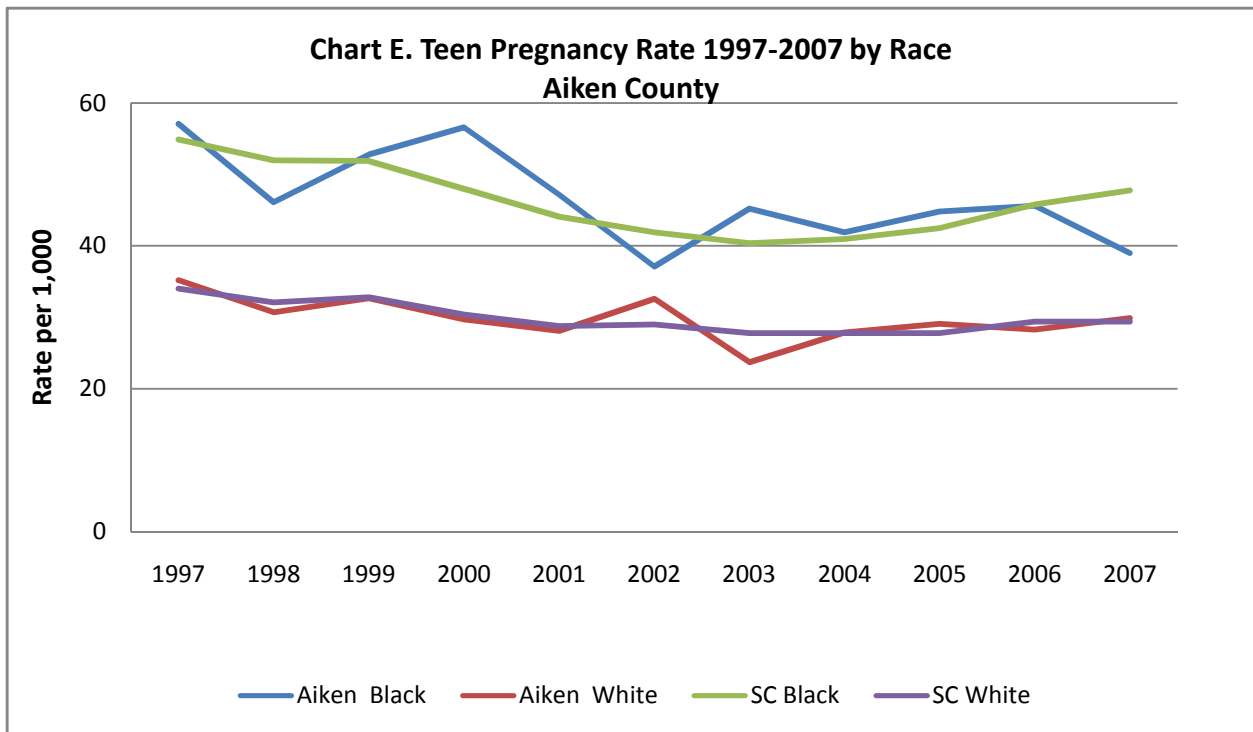


Chart E (above) shows the teen pregnancy rate in Aiken County and South Carolina, separated by race. South Carolina's black pregnancy rate increased from 2004 to 2007; Aiken County's black pregnancy rate decreased. The white pregnancy rates for South Carolina have leveled off and have not made any notable decreases since 2004; in Aiken County the white pregnancy rates have increased.